

# LAFITT™ RUSTIC SLAB 60MM



Paver



PEDESTRIAN	LIGHT TRAFFIC	REGULAR TRAFFIC	HEAVY TRAFFIC	PERMEABLE	ADA	COLORGARD PROCESS	TEXTUREGARD PROCESS	FINISHES					
								SHOT BLAST	SHOT BLAST SEALED	GROUND FACE	GROUND FACE SEALED	SMOOTH	TUMBLLED/ANTIQUED
✓						✓		✓	✓		✓		✓

## PRODUCT SPECIFICATIONS

Small Rectangle	
15 x 7 ½ x 2 ¾	
Large Square	
15 x 15 x 2 ¾	
Large Rectangle	
15 x 21 ½ x 2 ¾	



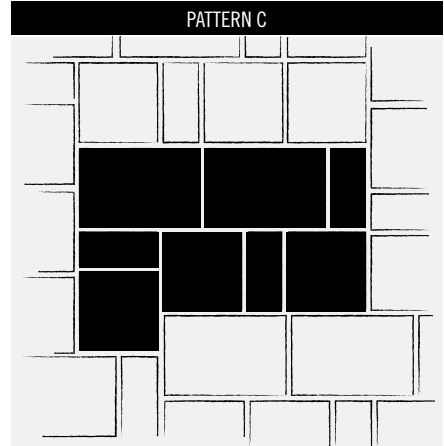
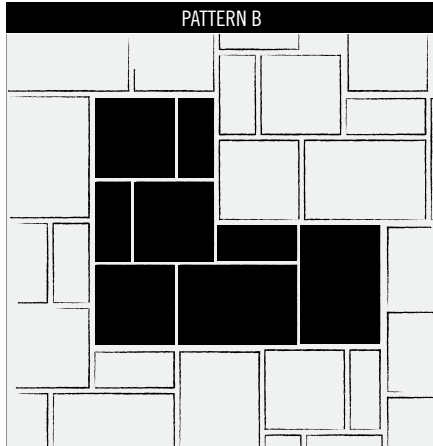

*\*Also available in Victorian, new for 2016.*

Distributed by:

**ASIP**  
**ENTERPRISES**

www.aspent.com (800) 869-9600

LAFITT RUSTIC SLAB LAYING GUIDE



For more pattern options visit [belgard.com/products/pavers](http://belgard.com/products/pavers)

PALLET INFORMATION / ESTIMATING CHART

Unit Size	SqFt/ Pallet	Layers/ Pallet	Weight/ Pallet
Small Rectangle	-	-	-
Square	-	-	-
Rectangle	-	-	-
<b>TOTAL</b>	140	11	3,108 lbs

NOTES