


Hera

Rectangle

DESCRIPTION: Paver
TEXTURE: Undulated and aged



PALLET OVERVIEW - rectangle



APPLICATIONS

Pedestrian or light vehicular traffic, residential driveways, patios, borders and swimming pool decks.

NOTES

* Onyx black and chocolate brown are only available in half-pallet.

See page 150 for more technical information.

| Specifications per pallet | | Imperial | Metric |
|---------------------------|--------------|----------------------------|--------------------------|
| Cubing | FULL PALLET | 134.20 ft ² | 12.47 m ² |
| | *HALF-PALLET | 61 ft ² | 5.67 m ² |
| Weight | FULL PALLET | 3 723 lbs | 1 689 kg |
| | *HALF-PALLET | 1 733 lbs | 786 kg |
| Number of rows | FULL PALLET | 11 | |
| | *HALF-PALLET | 5 | |
| Coverage per row | | 12.20 ft ² /row | 1.13 m ² /row |
| Linear coverage per row | Depth | 15.62 lin. ft/row | 4.76 lin. m/row |
| | Length | 23.54 lin. ft/row | 7.17 lin. m/row |




A




| Unit dimensions | in | mm | Units/pallet |
|-----------------|-------|-----|----------------------------|
| Height | 2 3/8 | 60 | 330 units |
| Depth | 6 1/4 | 158 | 2.47 units/ft ² |
| Length | 9 3/8 | 238 | 26.50 units/m ² |

PAVERS


01 | Linear pattern
100% rectangle



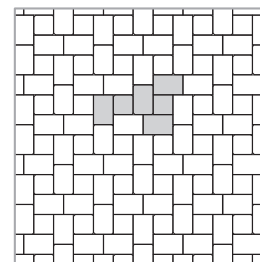
02 | Herringbone pattern
100% rectangle



03 | Modified Herringbone pattern
75% rectangle | 25% square



04 | Modular pattern
75% rectangle | 25% square



Distributed by:



www.aspent.com

(800) 869-9600

sandlewood

shale grey

mojave beige

champlain grey

harvest gold

chestnut brown

autumn red

onyx black *

chocolate brown *




Hera

Square

DESCRIPTION: Paver
TEXTURE: Undulated and aged



PALLET OVERVIEW - square



APPLICATIONS

Pedestrian or light vehicular traffic, residential driveways, patios, borders and swimming pool decks.

NOTES

* Onyx black and chocolate brown are only


| Specifications per pallet | | Imperial | Metric |
|---------------------------|--------------|----------------------------|--------------------------|
| Cubing | FULL PALLET | 124.20 ft ² | 11.54 m ² |
| | *HALF-PALLET | 56.45 ft ² | 5.25 m ² |
| Weight | FULL PALLET | 3 540 lbs | 1 606 kg |
| | *HALF-PALLET | 1 630 lbs | 739 kg |
| Number of rows | FULL PALLET | 11 | |
| | *HALF-PALLET | 5 | |
| Coverage per row | | 11.29 ft ² /row | 1.05 m ² /row |
| Linear coverage per row | | 21.88 lin. ft/row | 6.67 lin. m/row |



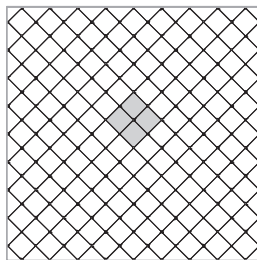
| Unit dimensions | in | mm | Units /pallet |
|-----------------|-------|-----|----------------------------|
| Height | 2 3/8 | 60 | 462 units |
| Depth | 6 1/4 | 158 | 3.72 units/ft ² |
| Length | 6 1/4 | 158 | 40 units/m ² |

See page 150 for more technical information.


05 | Linear pattern
100% square



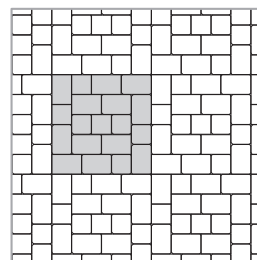
06 | Linear pattern
Checkerboard 45° | 100% square



07 | Linear pattern
60% rectangle | 40% square



08 | Parquet pattern
60% rectangle | 40% square



sandlewood

shale grey

mojave beige

champlain grey

harvest gold

chestnut brown

autumn red

onyx black *

chocolate brown *

