




Linea Small rectangles

DESCRIPTION: Paver TEXTURE: Smooth

PALLET OVERVIEW



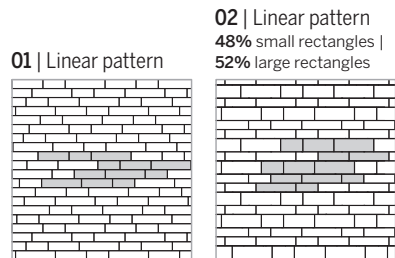
NOTES

* Colors only available in half-pallets.

See page 48 to 51 for more technical information.

Specifications per pallet		Imperial	Metric
Cubing	FULL PALLET	80.81 ft ²	7.51 m ²
	*HALF-PALLET	46.18 ft ²	4.29 m ²
Weight	FULL PALLET	3 730 lbs	1 692 kg
	*HALF-PALLET	2 160 lbs	980 kg
Number of rows	FULL PALLET	7	
	*HALF-PALLET	4	
Coverage per row		11.54 ft ²	1.07 m ²
Linear coverage per row		35.25 lin. ft	10.74 lin. m

	Unit dimensions	in	mm	Units/pallet
A	Height	3 ¹⁵ / ₁₆	100	77 units
	Depth	3 ¹⁵ / ₁₆	100	
	Length	8 ⁷ / ₈	225	
B	Height	3 ¹⁵ / ₁₆	100	77 units
	Depth	3 ¹⁵ / ₁₆	100	
	Length	12 ¹³ / ₁₆	325	
C	Height	3 ¹⁵ / ₁₆	100	77 units
	Depth	3 ¹⁵ / ₁₆	100	
	Length	16 ³ / ₄	425	



Patterns are for design inspiration only. The installer is responsible to calculate & purchase the correct amount of material.



Distributed by:

ASIP

ENTERPRISES


www.aspent.com (800) 869-9600



Linea Large rectangles

DESCRIPTION: Paver TEXTURE: Smooth

PALLET OVERVIEW



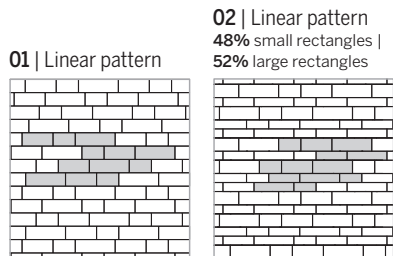
NOTES

* Colors only available in half-pallets.

See page 48 to 51 for more technical information.

Specifications per pallet		Imperial	Metric
Cubing	FULL PALLET	77.14 ft ²	7.17 m ²
	*HALF-PALLET	44.08 ft ²	4.10 m ²
Weight	FULL PALLET	3 631 lbs	1 647 kg
	*HALF-PALLET	2 066 lbs	937 kg
Number of rows	FULL PALLET	7	
	*HALF-PALLET	4	
Coverage per row		11.02 ft ²	1.02 m ²
Linear coverage per row		22.40 lin. ft	6.83 lin. m

	Unit dimensions	in	mm	Units/pallet
A	Height	3 ¹⁵ / ₁₆	100	49 units
	Depth	5 ⁷ / ₈	150	
	Length	8 ⁷ / ₈	225	
B	Height	3 ¹⁵ / ₁₆	100	49 units
	Depth	5 ⁷ / ₈	150	
	Length	12 ¹³ / ₁₆	325	
C	Height	3 ¹⁵ / ₁₆	100	49 units
	Depth	5 ⁷ / ₈	150	
	Length	16 ³ / ₄	425	



Patterns are for design inspiration only. The installer is responsible to calculate & purchase the correct amount of material.

