



KODAH

FEATURES

- Unique large scale with modern, linear proportions
- Multiple face textures for each block size creates a natural quarried and random look
- Retaining walls and double-sided freestanding walls possible with the wall block. Blocks are finished on both the front and back faces and are tapered on each side approximately 1.5 in (38 mm) from the front to the back of the block.
- Corner blocks can be used to construct columns, provide a finished end on a freestanding wall, and make 90° corners. Blocks are finished on three sides, and the fourth side is tapered to fit with the other wall blocks.

FOR PRELIMINARY WALL SECTIONS
SCAN HERE



Notes:

*Colors & product availability vary by region.

WALL PALLET



Weight:	±2,500 lb (±1,134 kg) (inc. pallet)
Coverage (Retaining):	21 sq ft (6.2 sq m)
Coverage (Freestanding):	20 sq ft (6.1 sq m)
Layers Per Pallet:	3
Section:	7 sq ft (2.1 sq m) per layer

NOTE: Dimensions are nominal due to texture



UNIT: 1	L x D x H +/-
Dimensions:	42 x 10.5 x 6 in (1067 x 267 x 152 mm)
Weight:	±200 lb (±91 kg)
Units Per Pallet:	6



UNIT: 2	L x D x H +/-
Dimensions:	30 x 10.5 x 6 in (762 x 267 x 152 mm)
Weight:	±140 lb (±64 kg)
Units Per Pallet:	3



UNIT: 3	L x D x H +/-
Dimensions:	21 x 10.5 x 6 in (533 x 267 x 152 mm)
Weight:	±100 lb (±45 kg)
Units Per Pallet:	6



UNIT: 4	L x D x H +/-
Dimensions:	12 x 10.5 x 6 in (305 x 267 x 152 mm)
Weight:	±50 lb (±23 kg)
Units Per Pallet:	3

CORNER PALLET



Weight:	±2,500 lb (±1,134 kg) (inc. pallet)
Coverage:	31.5 sq ft (9.6 sq m)
Layers Per Pallet:	3
Section:	1.3 sq ft (0.4 sq m) per piece



CORNER UNIT	L x D x H +/-
Dimensions:	21 x 10.5 x 6 in (533 x 267 x 152 mm)
Weight:	±100 lb (±45 kg)
Units Per Pallet:	24 (12 left, 12 right)

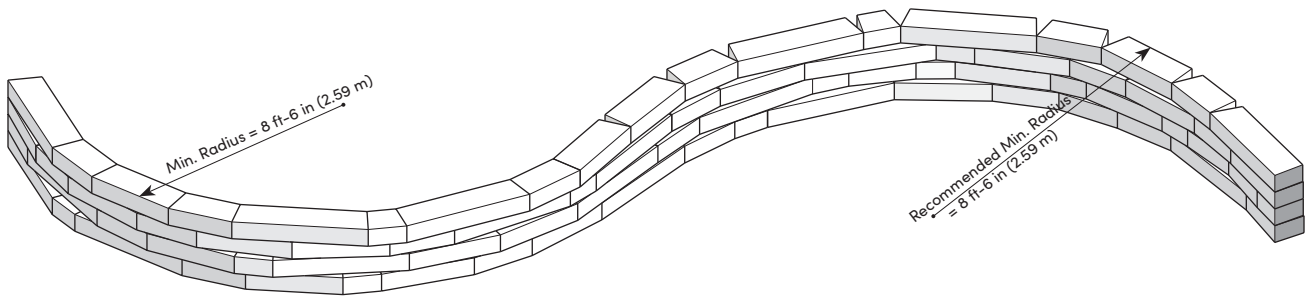
CURVES

This page shows typical construction details for making curved walls with Kodah blocks. The tapered sides of the blocks allow for construction of a wide range of curves in both retaining and freestanding walls. Walls are shown below without batter for clarity. Blocks in a retaining wall should be adjusted slightly in place and trimmed as needed to allow wall construction with proper batter.

- Minimum radius curves are shown which can be constructed without saw cutting a significant number of blocks. Larger radius curves can be created by leaving a larger gap between blocks on the back side of the wall. The gaps must be filled with drainstone.
- When retaining walls are constructed with batter, the radius on outside curves becomes smaller with each course due to the block setback. For proper construction, the radius of the bottom course must be larger than the minimum radius so upper courses will have sufficient room for construction.
- When retaining walls are constructed with a batter, the radius on inside curves becomes larger with each course due to the block setback.

OUTSIDE CURVE

INSIDE CURVE

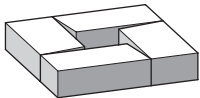


PILLARS

Kodah pillars can be constructed utilizing 1 full pallet of Kodah corner blocks. A 34 in (864 mm) column cap can be utilized to finish the pillar. The Column Cap can be cored as needed to accommodate the installation of a lamp.

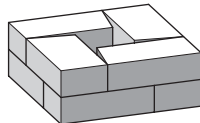
Step 1

Place (4) Kodah corner blocks with the same taper, facing into the center of the pillar.




Step 2

Place a second row of (4) Kodah corner blocks with the opposite taper, facing into the center of the pillar.



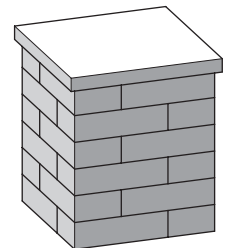
Step 3

Continue with subsequent rows to the desired pillar height. One pallet of corner blocks will create a 32 x 32 x 36 in (813 x 813 x 914 mm) tall column.



Step 4

Place a column cap to finish the pillar. The column cap can be cored as needed for installation of a light.

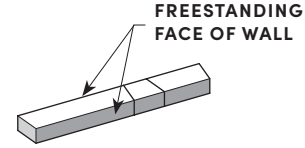
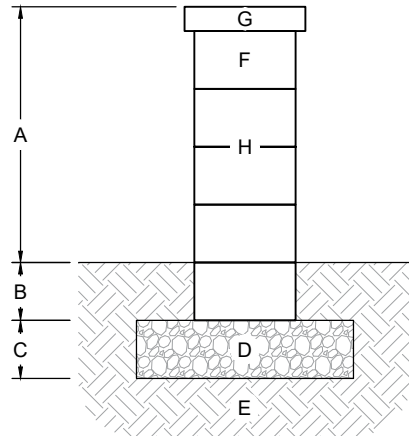


GENERAL NOTES FOR WALL SECTIONS

This page shows typical construction details for Kodah walls. These drawings are representative of major components required in wall construction. Specific details including geotextile reinforcement layers, drainage details, soil requirements, etc. shall be per engineered design for the wall.

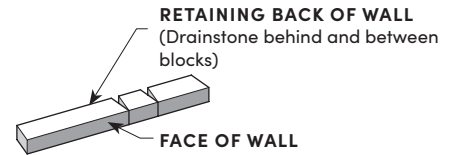
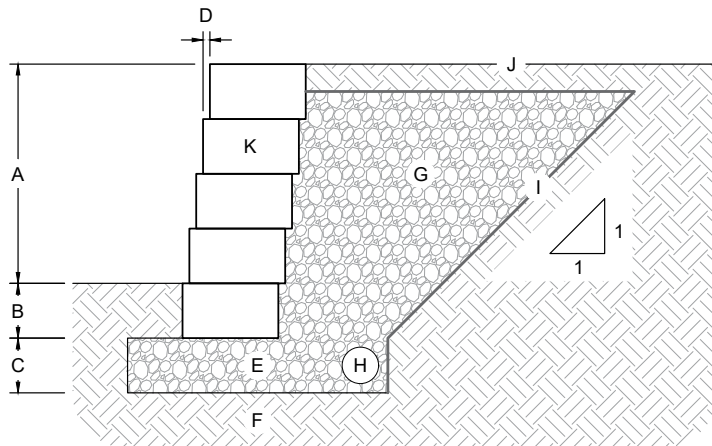
- These drawings are for preliminary reference only (not for final construction).
- Final designs for construction must be prepared by a registered professional engineer using the actual conditions of the proposed site.
- Final wall design must address both internal and external drainage and shall be evaluated by the professional engineer who is responsible for the wall design.

TYPICAL FREESTANDING WALL DETAIL



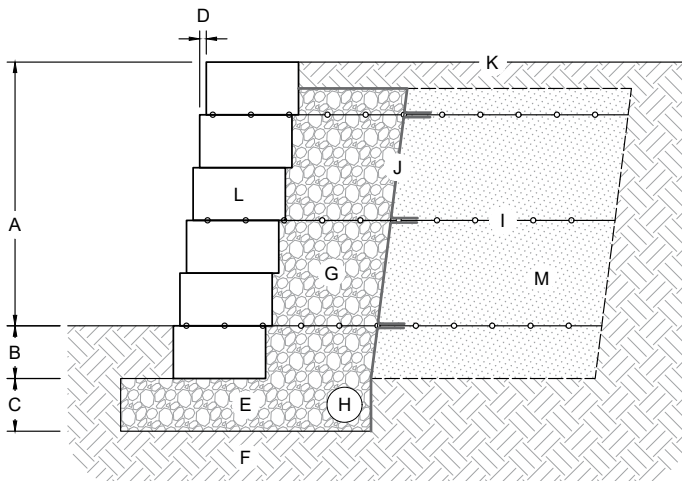
- A. Exposed height (varies, max. 24 in (610 mm))
- B. Bury depth (min. 6 in (152 mm))
- C. Leveling pad depth (min. 6 in (152 mm))
- D. Crushed stone leveling pad
- E. Foundation soil compacted to 95% max. dry density
- F. Wall blocks
- G. Coping block
- H. Heavy Duty Construction Adhesive or One-Component, High Performance, Elastomeric Polyurethane Sealant required between all blocks and caps

TYPICAL GRAVITY RETAINING WALL DETAIL



- A. Exposed height (varies by design), 2 ft (610 mm) max. height without reinforcement
- B. Bury depth (varies by design, min. 6 in (152 mm))
- C. Leveling pad depth (varies by design, min. 6 in (152 mm))
- D. Recommended horizontal setback, 3/4 in (19 mm) (7° batter angle on wall)
- E. Crushed stone leveling pad
- F. Foundation soil compacted to 95% max. dry density
- G. Drainstone (ASTM #57 on 1:1 slope behind wall)
- H. 4 in (102 mm) corrugated perforated drain pipe
- I. Non-woven geotextile fabric
- J. Finish grade to drain away from the wall
- K. Wall blocks

TYPICAL REINFORCED RETAINING WALL DETAIL



- A. Exposed height (varies by design)
- B. Bury depth (varies by design, min. 6 in (152 mm))
- C. Leveling pad depth (varies by design, min. 6 in (152 mm))
- D. Recommended horizontal setback, 3/4 in (19 mm) (7° batter angle on wall)
- E. Crushed stone leveling pad
- F. Foundation soil compacted to 95% max. dry density
- G. Drainstone (ASTM #57, min. 12 in (305 mm) behind wall)
- H. 4 in (102 mm) corrugated perforated drain pipe
- I. Geogrid reinforcement (lengths and vertical placement per design)
- J. Non-woven geotextile fabric
- K. Finish grade to drain away from the wall
- L. Wall blocks
- M. Reinforced soil compacted to 95% max. dry density



LOCATIONS & CONTACT INFO

ASP ENTERPRISES

aspent.com
salesasp@aspent.com

BOWMAN CONSTRUCTION SUPPLY

bowmanconstructionsupply.com
salesbcs@bowmanconstructionsupply.com

QUICK SUPPLY CO.

quicksupplyco.com
salesquick@quicksupplyco.com

CASCADE GEOSYNTHETICS

cascadegeos.com
salescascade@cascadegeos.com

St. Louis, MO 636.343.4357
Omaha, NE 402.861.8579
Kansas City, MO 816.554.1191
Wichita, KS 316.393.1554

Denver, CO 303.696.8960
Colorado Springs, CO 719.257.7840
Loveland, CO 970.535.0863

Des Moines, IA
515.289.1271

Portland, OR
971.339.1020

SOLUTIONS WE SUPPLY

GEOSYNTHETICS

Filter Fabrics
Stabilization Fabrics

Geogrids

- Road Grids
- Wall Grids
- Slope Stabilization

Specialty Fabrics

Composite Geomembranes

- GCLs, PVC, HDPE, LLDPE, EPDM, Granular Bentonite

SEDIMENT CONTROL

Inlet Protection

- Grated Inlet, Curb Inlet, Area Inlet Protection

Ditch Checks

- Triangle Silt Dike
- GeoRidge

Perimeter Protection

- High and Low-Porosity Silt Fence, Straw Wattles, Silt Socks
- Safety Fence

Flocculants & Water Treatment

- Polymer-Based & Natural Flocculants

Sediment Basin Skimmers

Dewatering Bags

Trackout Control

- FODS
- Rumble Grates

Turbidity Curtains

EROSION CONTROL

Basic Hydraulically Applied Mulches

- Wood
- Paper
- Blends
- Straw

High-Performance Hydraulically Applied Products

- BFM
- FGM
- Additives & Tackifiers

Temporary Erosion Control Blankets

- Coir & Jute Mat/Nettings
- Short-Term ECBs
- Extended-Term ECBs

Permanent Erosion Control Blankets

- Turf Reinforcement Mats
- HP-TRMs
- Anchor Reinforced Vegetation System

Structural BMPs

- Transition Mats
- Geoweb Cellular Confinement
- Composite Vegetated Armor System
- Flex MSE Vegetated Wall System
- Articulated Concrete Block
- Gabions
- Grout-Filled Geotextile Mats

Vegetation Establishment

- Native Seed & Turf Seed
- Fertilizers
- Organic Soil Additives
- Stratavault Soil Cells

STORMWATER MANAGEMENT

Water Quality

- Inlet Filter Boxes
- Pre-Treatment Chamber
- Nutrient Separating Baffle Boxes
- High-Flow Biofiltration Media
- Hydrodynamic Separators
- Stratavault

Water Quantity

- Modular Underground Storage Systems
- Chamber Detention Systems

Drainage

- HDPE Swale Liner
- Pipe & Fittings
- Drainage Composites
- Strip Drain

Inlet Structures

- PVC
- Drain Basins, In-Line Drains
- Landscape

Permeable Pavers

- Permeable Articulating Concrete Block
- Grass Pavers
- Gravel Pavers
- Concrete Pavers

SPECIALTY

Natural & Synthetic Coir Fiber Logs

Vegetated Reinforced Soil Slopes

Soil Anchors

Root Barrier System

AquaBlok

Muscle Wall

We are full line distributors of construction materials for all project types. Contact us for assistance with a project. From specification and development to installation and completion, we're here to help with all of your site solution needs.

**GEOSYNTHETICS | EROSION CONTROL | STORMWATER MANAGEMENT
SEDIMENT CONTROL | REVEGETATION | HARDSCAPES**