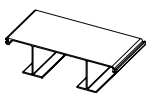


Product	Stiffness (EI) x10 ⁹ lb-in ² /ft kN-m ² /m	Allowable Moment (M) ft-lb/ft kN-m/m	Section Modulus (Z) in ³ /ft cm ³ /m	Moment of Inertia (I) in ⁴ /ft cm ⁴ /m	Thickness Web/Flange (t) in mm	Section Depth (D) in mm	Section Width (W) in mm	Standard Packaging Sheets/Bundle	Profile
SG-950	130	15,147	56.8	341	0.715	12	18	6	Z
	1,224	67.37	3,054	46,567	18.1	305	457		
SG-825	84	9,787	36.7	220	0.485	12	30	5 and 10	Box
	791	43.53	1,973	30,043	12.3	305	762		
SG-850	71	9,920	37.2	186	0.515	10	18	12	Z
	668	44.12	2,000	25,400	13.1	254	457		
SG-750	60	8,480	31.8	159	0.480	10	18	12	Z
	564	37.71	1,710	21,700	12.2	254	457		
SG-625	46	6,507	24.4	122	0.385	10	30	6 and 12	Box
	433	28.94	1,312	16,660	9.8	254	762		
CL-9900	34	5,333	20.0	90	0.35	9	24	20	Box
	320	23.72	1,075	12,290	8.90	229	610		
CL-9000	28	4,320	16.4	74	0.280	9	24	20	Box
	264	19.22	871	9,969	7.1	229	610		
SG-425	22	3,813	14.3	57	0.29	8	24	20	Box
	207	16.96	769	7,784	7.2	203	610		
FP-475	17	5,467	20.5	45	0.240/0.250	7	24	12	Flat Panel
	160	24.32	1,102	6,145	6.1/6.4	178	610		
SG-325	15	2,960	11.1	39	0.250	7	24	20	Box
	141	13.17	597	5,326	6.4	178	610		
SG-225	7	1,920	7.2	18	0.225	5	18	15	Box
	64	8.54	387	2,458	5.7	127	457		

Premium* & Standard Color Options



PROFILE:
Flat Panel™



Woodgrain Brown*



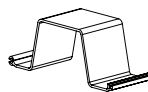
Woodgrain Green*



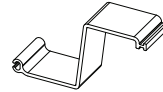
Textured Grey



Textured Clay



PROFILE: BOX



PROFILE: Z



Grey



Clay



Brown



Slate

DETERMINING ALLOWABLE MOMENT

Sample Vinyl Calculation: SG-625

$$M_a = Z \times f_b$$

$$= 24.4 \text{ in} / \text{ft}^3 \times 3,200 \text{ psi}$$

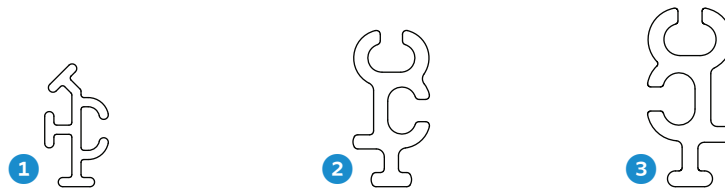
$$= 78,080 \text{ in-lbs/ft} / 12 \text{ in/ft}$$

$$= 6,507 \text{ ft-lbs/ft}$$

3,200 psi is the allowable design stress recommended by the U.S. Army Corps of Engineers.

VINYL CORNER PIECES

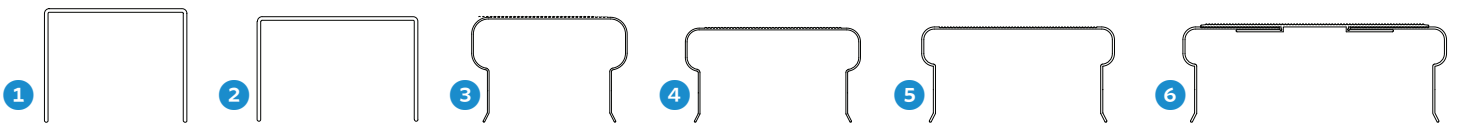
*Standard Lengths: 16 – 30 ft



CORNER	COLOR OPTIONS	RELATED SHEET PILING
1 SG 225 - 425	Grey, Clay, Brown, Slate, Woodgrain Brown	FP-475, CL-9900, CL-9000, SG-425, SG-325, SG-225
2 SG 750	Grey, Clay, Slate	SG-850, SG-825, SG-750, SG-625
3 SG 950	Grey, Clay	SG-950

CAPPING PIECES

*Standard Length: 10 - 20 ft



CAP	RELATED SHEET PILING
1 VersaCap® 7.5	SG-325, FP-475
2 VersaCap® 8.5	SG-425
3 AW-575 CAP & AW-575 STR CAP	SG-225
4 AW-850 CAP & AW-850 STR CAP	FP-475, SG-425, SG-325
5 AW-1075 CAP & AW-1075 STR CAP	SG-850, SG-750, SG-625, CL-9900, CL-9000
6 AW-1500 CAP	SG-950, SG-825



LOCATIONS & CONTACT INFO

ASP ENTERPRISES

aspent.com
salesasp@aspent.com

BOWMAN CONSTRUCTION SUPPLY

bowmanconstructionsupply.com
salesbcs@bowmanconstructionsupply.com

QUICK SUPPLY CO.

quicksupplyco.com
salesquick@quicksupplyco.com

CASCADE GEOSYNTHETICS

cascadageos.com
salescascade@cascadageos.com

St. Louis, MO 636.343.4357
Omaha, NE 402.861.8579
Kansas City, MO 816.554.1191
Wichita, KS 316.393.1554

Denver, CO 303.696.8960
Colorado Springs, CO 719.257.7840
Loveland, CO 970.535.0863

Des Moines, IA
515.289.1271

Portland, OR
971.339.1020

SOLUTIONS WE SUPPLY

GEOSYNTHETICS

Filter Fabrics
Stabilization Fabrics

Geogrids

- Road Grids
- Wall Grids
- Slope Stabilization

Specialty Fabrics

Composite Geomembranes

- GCLs, PVC, HDPE, LLDPE, EPDM, Granular Bentonite

SEDIMENT CONTROL

Inlet Protection

- Grated Inlet, Curb Inlet, Area Inlet Protection

Ditch Checks

- Triangle Silt Dike
- GeoRidge

Perimeter Protection

- High and Low-Porosity Silt Fence, Straw Wattles, Silt Socks
- Safety Fence

Flocculants & Water Treatment

- Polymer-Based & Natural Flocculants

Sediment Basin Skimmers

Dewatering Bags

Trackout Control

- FODS
- Rumble Grates

Turbidity Curtains

EROSION CONTROL

Basic Hydraulically Applied Mulches

- Wood
- Paper
- Blends
- Straw

High-Performance Hydraulically Applied Products

- BFM
- FGM
- Additives & Tackifiers

Temporary Erosion Control Blankets

- Coir & Jute Mat/Nettings
- Short-Term ECBs
- Extended-Term ECBs

Permanent Erosion Control Blankets

- Turf Reinforcement Mats
- HP-TRMs
- Anchor Reinforced Vegetation System

Structural BMPs

- Transition Mats
- Geoweb Cellular Confinement
- Composite Vegetated Armor System
- Flex MSE Vegetated Wall System
- Articulated Concrete Block
- Gabions
- Grout-Filled Geotextile Mats

Vegetation Establishment

- Native Seed & Turf Seed
- Fertilizers
- Organic Soil Additives
- Stratavault Soil Cells

STORMWATER MANAGEMENT

Water Quality

- Inlet Filter Boxes
- Pre-Treatment Chamber
- Nutrient Separating Baffle Boxes
- High-Flow Biofiltration Media
- Hydrodynamic Separators
- Stratavault

Water Quantity

- Modular Underground Storage Systems
- Chamber Detention Systems

Drainage

- HDPE Swale Liner
- Pipe & Fittings
- Drainage Composites
- Strip Drain

Inlet Structures

- PVC
- Drain Basins, In-Line Drains
- Landscape

Permeable Pavers

- Permeable Articulating Concrete Block
- Grass Pavers
- Gravel Pavers
- Concrete Pavers

SPECIALTY

Natural & Synthetic Coir Fiber Logs

Vegetated Reinforced Soil Slopes

Soil Anchors

Root Barrier System

AquaBlok

Muscle Wall

We are full line distributors of construction materials for all project types. Contact us for assistance with a project. From specification and development to installation and completion, we're here to help with all of your site solution needs.

**GEOSYNTHETICS | EROSION CONTROL | STORMWATER MANAGEMENT
SEDIMENT CONTROL | REVEGETATION & SOIL AMENDMENTS**