

Application Guide for Profile SMM, BFM, HP-FGM and ET-FGM

Application / Loading Procedures

- A. Strictly comply with equipment Manufacturer's installation instructions and recommendations. Use approved hydro-spraying machines with fan-type nozzle (50-degree tip) whenever possible to achieve best soil coverage. Apply from opposing directions to assure 100% soil surface coverage. Slope interruption devices or water diversion techniques are recommended according to the slope interruption limits table on the back.
- B. To ensure proper application rates, measure and stake area. For maximum performance, apply in a two-step process*:
 1. Apply specified prescriptive agronomic formulations along with 50% of seed with a small amount of SMM, BFM, HP-FGM or ET-FGM for visual metering.
 2. Mix balance of seed and apply SMM, BFM, HP-FGM or ET-FGM at a rate of 50 pounds per 125 gallons (see mixing section on the back for details) of water over freshly seeded surfaces. See loading chart on the back and confirm loading rates with equipment manufacturer. Do not leave seeded surfaces unprotected, especially if precipitation is imminent.
- C. Fill 1/3 of mechanically agitated hydroseeder with water. Turn pump on for 15 seconds and purge and pre-wet lines. Turn pump off.
- D. Turn agitator on and load low density materials first (i.e. seed).**
- E. Continue slowly filling tank with water while loading fiber matrix into tank.
- F. Consult loading chart on the back to determine the number of bags to be added for desired area and application rate.
- G. SMM, BFM, HP-FGM or ET-FGM should be completely loaded before water level reaches 75% of the top of tank.
- H. Top off with water and mix until all fiber is fully broken apart and hydrated (minimum of 10 minutes — increase mixing time when applying in cold conditions). This is very important to fully activate the bonding additives and to obtain proper viscosity.
- I. Add fertilizer.
- J. Shut off recirculation valve to minimize potential for air entrainment within the slurry.
- K. Slow down agitator and start applying with a 50-degree fan tip nozzle.
- L. Spray in opposing directions for maximum soil coverage.

**Depending on site conditions, SMM, BFM, HP-FGM or ET-FGM may be applied in a one-step process where all components may be mixed together in single tank loads. Consult with Manufacturer for further details.*

***Do not add tackifiers or polymers.*

Loading Chart for Profile's SMMs, BFM, HP-FGMs and ET-FGM

Tank Size (gal)	# of 50-lb bales	(lb)	Displacement (gal)	2,500 lb/acre		3,000 lb/acre		3,500 lb/acre		4,000 lb/acre		4,500 lb/acre	
				Sq ft	Acres	Sq ft	Acres	Sq ft	Acres	Sq ft	Acres	Sq ft	Acres
250	2	100	280	1,742	0.040	1,452	0.033	1,245	0.029	1,089	0.025	968	0.022
500	4	200	560	3,485	0.080	2,904	0.067	2,489	0.057	2,178	0.050	1,936	0.044
750	6	300	840	5,227	0.120	4,356	0.100	3,734	0.086	3,267	0.075	2,904	0.067
1,000	8	400	1,120	6,970	0.160	5,808	0.133	4,978	0.114	4,356	0.100	3,872	0.089
1,500	12	600	1,680	10,454	0.240	8,712	0.200	7,467	0.171	6,534	0.150	5,808	0.133
2,000	16	800	2,240	13,939	0.320	11,616	0.267	9,957	0.229	8,712	0.200	7,744	0.178
2,500	20	1,000	2,800	17,424	0.400	14,520	0.333	12,446	0.286	10,890	0.250	9,680	0.222
3,000	24	1,200	3,360	20,909	0.480	17,424	0.400	14,935	0.343	13,068	0.300	11,616	0.267
3,500	28	1,400	3,920	24,394	0.560	20,328	0.467	17,424	0.400	15,246	0.350	13,552	0.311
4,000	32	1,600	4,480	27,878	0.640	23,232	0.533	19,913	0.457	17,424	0.400	15,488	0.356

Additional Notes:

- For hose applications, 35 lb/100 gal is recommended.
- Rough surfaces (rocky terrain, cat tracks, ripped soils, etc.) may require additional product to achieve 100% coverage.
- Be sure to allow for residual material in tank on subsequent applications.

Application Rates		
Slope Condition	English	SI
≤ 4H to 1V	2500 lb/acre	2800 kg/hectare
> 4H to 1V and ≤ 3H to 1V	3000 lb/acre	3400 kg/hectare
> 3H to 1V and ≤ 2H to 1V ¹	3500 lb/acre	3900 kg/hectare
> 2H to 1V and ≤ 1H to 1V ²	4000 lb/acre	4500 kg/hectare
> 1H to 1V ³	4500 lb/acre	5100 kg/hectare
Below ECB or TRM	1500 lb/acre	1700 kg/hectare
As infill for TRM ⁴	3500 lb/acre	3900 kg/hectare









Slope Interruption Limits*		
Product Category	Length (ft)	Length (m)
SMM	50	15
BFM	75	23
HP-FGM	100	30
ET-FGM	125	38

*Listed slope interruption limits are for product applications on a 3H:1V slope. For application on steeper slopes, slope interruption lengths may need to be decreased.

¹SMM not recommended for slopes greater than 2H:1V.
²BFM not recommended for slopes greater than 1H:1V.
³HP-FGM or ET-FGM recommended for slopes greater than 1H:1V.
⁴Use only approved and tested TRMs to create the GreenArmor System.

Visual Key for Proper Application

(Flexterra HP-FGM shown below)

Proper Application	Improper Application	3,000 lb/acre	3,500 lb/acre	4,000 lb/acre
				
		 4.1 mm thickness	 4.8 mm thickness	 5.5 mm thickness



PROFILE Products LLC
750 Lake Cook Road, Suite 440
Buffalo Grove, IL 60089
(800) 508-8681
www.profileproducts.com

Distributed by: ASP Enterprises-STL: Phone: 800-869-9600, www.aspent.com;
ASP Enterprises-KC: Phone 800-519-2304; ASP Enterprises-Omaha: Phone: 877-678-8027

Hydro-Blanket®

Flexterra HP-FGM®

CocoFlex™ ET-FGM

Terra-Matrix™ SMM

U.S. Patent #'s: 5,942,029; 5,779,782; 5,741,832; 6,360,478; 7,752,804

