

# CAMBRIDGE COBBLE®

Paver



Distributed by:



www.aspent.com (800) 869-9600




PEDESTRIAN	LIGHT TRAFFIC	REGULAR TRAFFIC	HEAVY TRAFFIC	PERMEABLE	ADA	COLORGARD PROCESS	TEXTUREGARD PROCESS	FINISHES					
								SHOT BLAST	SHOT BLAST SEALED	GROUND FACE	GROUND FACE SEALED	SMOOTH	TUMBLLED/ ANTIQUED
✓	✓	✓	✓			✓							

## PRODUCT SPECIFICATIONS

A	Square	B	Rectangle
6 x 6 x 2 3/8		6 x 9 x 2 3/8	



CAMBRIDGE COBBLE LAYING GUIDE



For more pattern options visit [belgard.com/products/pavers](http://belgard.com/products/pavers)

PALLET INFORMATION / ESTIMATING CHART		
UNIT	A	B
SqFt/ Pallet	120	113
SqFt/ Layer	12	11.3
Layers/ Pallet	10	10
Units/ Pallet	480	300
Units/ Layer	48	30
LnFt/ Pallet (Soldier)	220	138
LnFt/ Pallet (Sailor)	220	206
Units/ SqFt	4.137	3.165
SqFt/ Unit	.2442	.316
Weight/ Layer	329 lbs	300 lbs
Weight/ Pallet	3288 lbs	2995 lbs

NOTES