

HOLLAND STONE

Paver



PEDESTRIAN	LIGHT TRAFFIC	REGULAR TRAFFIC	HEAVY TRAFFIC	PERMEABLE	ADA	COLORGARD PROCESS	TEXTUREGARD PROCESS	FINISHES					
								SHOT BLAST	SHOT BLAST SEALED	GROUND FACE	GROUND FACE SEALED	SMOOTH	TUMBLED/ ANTIQUED
✓	✓	✓				✓		✓	✓		✓		✓

PRODUCT SPECIFICATIONS

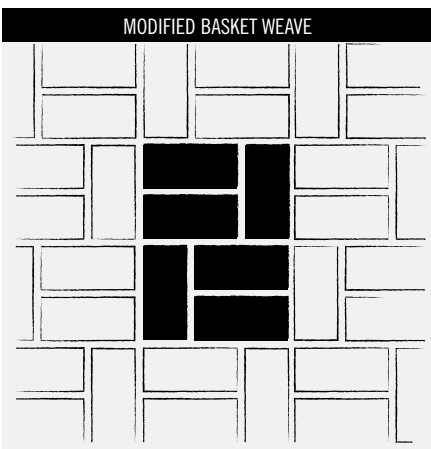
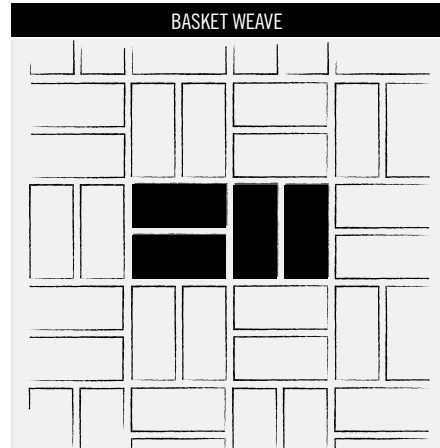
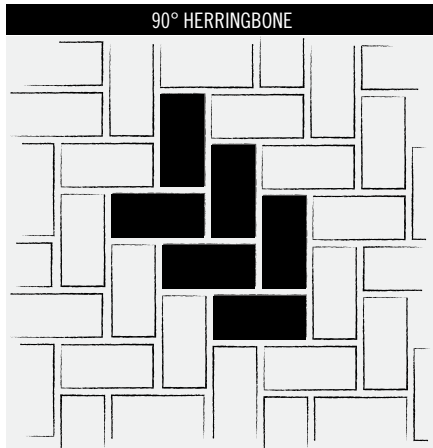

A	Holland Stone 60mm	B	Holland Stone 80mm
4 x 8 x 2 3/8		4 x 8 x 3 1/8	



Distributed by:

www.aspent.com (800) 869-9600

HOLLAND STONE LAYING GUIDE



For more pattern options visit belgard.com/products/pavers

PALLET INFORMATION / ESTIMATING CHART

Unit	SqFt/ Pallet	SqFt/ Section	Sections/ Layer	Units/ Pallet	Units/ Layer	LnFt/ Pallet (Soldier)	LnFt/ Section (Sailor)	Units/ SqFt	SqFt/ Unit	Weight/ Layer	Weight/ Pallet
A	120	12	10	540	54	180	180	4.54	.209	320 lbs	3250 lbs
B	96	12	8	432	54	144	144	4.54	.209	432 lbs	3468 lbs

NOTES

Blank area for notes.