

# SLATON PLUS™

Paver




PEDESTRIAN	LIGHT TRAFFIC	REGULAR TRAFFIC	HEAVY TRAFFIC	PERMEABLE	ADA	COLORGARD PROCESS	TEXTUREGARD PROCESS	FINISHES					
								SHOT BLAST	SHOT BLAST SEALED	GROUND FACE	GROUND FACE SEALED	SMOOTH	TUMBLED/ANTIQUED
✓	✓	✓				✓		✓	✓		✓		✓

\*This product is special order only. Please consult your sales representative for color and product availability.

## PRODUCT SPECIFICATIONS

3-Piece Combo*	
5 1/2 x 8 1/4 x 2 3/4 Small Rectangle*	
8 1/4 x 11 x 2 3/4 Large Rectangle*	
13 3/4 x 13 3/4 x 2 3/4 Large Square*	






Distributed by:

**ASIP**  
**ENTERPRISES**


www.aspent.com (800) 869-9600

SLATON PLUS™ AND SLATON PLUS™ TUMBLED PAVING SYSTEMS  
PAVING UNITS – tumbled and large square not banded

	Dimensions**			Units/ Pallet	Sq. Ft./ Pallet	Sq. ft. Coverage/ Piece Approx. Pieces/Sq. Ft.	Weight/ Piece	Weight/ Pallet	Non-tumbled Bands/Pallet, Pieces Band, Sq. Ft./Band	Tumbled Layers/Pallet, Pieces/Layers, Sq. Ft./Layer
	Thickness	Length	Width							
Small Rectangle 	2¾" (70 mm)	8¼"	5½"	240	76	0.316 3.17	10.5 lbs.	2,572 lbs.	5 48 15.2	8 30 9.5
Large Rectangle 	2¾" (70 mm)	11"	8¼"	128	81	0.63 1.58	20.9 lbs.	2,727 lbs.	4 32 20.25	8 16 10.125
Large Square 	2¾" (70 mm)	13¾"	13¾"	60 non- tumbled	79 non- tumbled	1.31 0.76	42 lbs.	2,572 lbs. non- tumbled	10 Layers, 6 Pieces/Layer, 7.9 Sq. Ft./Layer	
				63	83			2,698 lbs.		


Installation Patterns\* | SLATON PLUS™ PAVING SYSTEM

Pattern 1 - 3 pieces



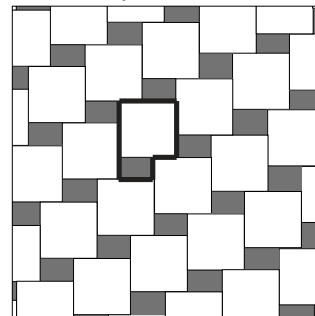
16% 2 Small rectangles  
50% 3 Large rectangles  
34% 1 Large square

Pattern 2 - 2 pieces




32% 1 Large rectangle  
68% 1 Large square

Pattern 3 - 2 pieces




19% 1 Small rectangle  
81% 1 Large square

Pattern 4 - 2 pieces



67% 2 Large rectangles  
33% 2 Small rectangles

Pattern 5 - 3 pieces



20% 3 Small rectangles  
53% 4 Large rectangles  
27% 1 Large square

\*Based on percentage of square foot coverage