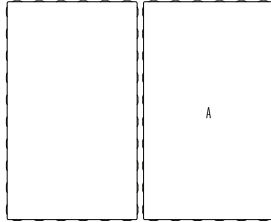




Blu Grande

DESCRIPTION: Slab **TEXTURE:** Slate

PALLET OVERVIEW




Specifications per pallet		Imperial	Metric
Cubing		96.71 ft²	8.98 m ²
Weight		2 675 lbs	1 213 kg
Number of rows		11	
Coverage per row		8.79 ft ²	0.82 m ²
Linear coverage per row	Depth	3.25 lin. ft	0.99 lin. m
	Length	5.41 lin. ft	1.65 lin. m



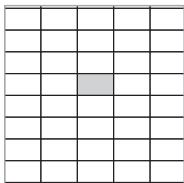
NOTES

See page 21 to 25 for more technical information.


Unit dimensions	in	mm	Units/pallet
	Height	2 3/8	
Depth	19 1/2	495	
Length	32 1/2	825	




01 | Linear pattern



02 | Linear pattern




03 | Herringbone pattern




Patterns are for design inspiration only. The installer is responsible to calculate & purchase the correct amount of material.


sandlewood




shale grey




mojave beige




champlain grey



harvest gold



chestnut brown



Distributed by:



www.aspent.com

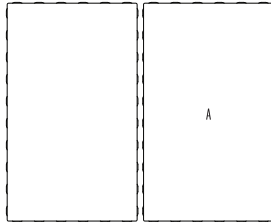
(800) 869-9600



Blu Grande

DESCRIPTION: Slab TEXTURE: Smooth

PALLET OVERVIEW



NOTES

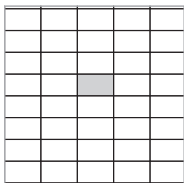
See page 21 to 25 for more technical information.

Specifications per pallet		Imperial	Metric
Cubing		96.71 ft²	8.98 m ²
Weight		2 675 lbs	1 213 kg
Number of rows		11	
Coverage per row		8.79 ft²	0.82 m ²
Linear coverage per row	Depth	3.25 lin. ft	0.99 lin. m
	Length	5.41 lin. ft	1.65 lin. m


	Unit dimensions		Units/pallet 22 units	
	in	mm		
	Height	2 3/8		60
	Depth	19 1/2		495
Length	32 1/2	825		




01 | Linear pattern



02 | Linear pattern




03 | Herringbone pattern




Patterns are for design inspiration only. The installer is responsible to calculate & purchase the correct amount of material.


shale grey




chestnut brown



champlain grey




onyx black



greyed nickel



beige cream

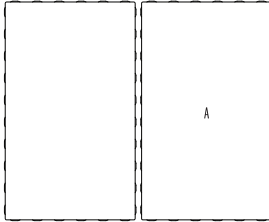




Blu Grande

DESCRIPTION: Slab **TEXTURE:** Polished and Galaxy

PALLET OVERVIEW



NOTES

See page 21 to 25 for more technical information.

See page 35 for patterns.

Polished

Specifications per pallet		Imperial	Metric
Cubing		96.71 ft²	8.98 m ²
Weight		2 525 lbs	1 145 kg
Number of rows		11	
Coverage per row		8.79 ft ²	0.82 m ²
Linear coverage per row	Depth	3.25 lin ft	0.99 lin m
	Length	5.41 lin ft	1.65 lin m



A

Unit dimensions	in	mm	Units/pallet
Height	2 5/16	58	22 units
Depth	19 1/2	495	
Length	32 1/2	825	



Galaxy

Specifications per pallet		Imperial	Metric
Cubing		96.71 ft²	8.98 m ²
Weight		2 697 lbs	1 223 kg
Number of rows		11	
Coverage per row		8.79 ft ²	0.82 m ²
Linear coverage per row	Depth	3.25 lin ft	0.99 lin m
	Length	5.41 lin ft	1.65 lin m



A

Unit dimensions	in	mm	Units/pallet
Height	2 3/8	60	22 units
Depth	19 1/2	495	
Length	32 1/2	825	



POLISHED

shale grey

chestnut brown

onyx black

greyed nickel

beige cream



GALAXY

greyed nickel

beige cream

