




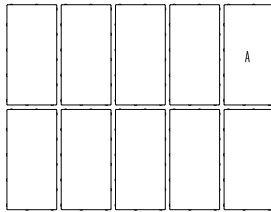
# Industria 200 Series

DESCRIPTION: Paver TEXTURE: Smooth or Granitex

## PALLET OVERVIEW - 200x200



## PALLET OVERVIEW - 200x400



## NOTES

See page 48 to 51 for more technical information.

All 200 series items are on order only. A minimum of 2500 ft<sup>2</sup> is required to place an order.

Specifications per pallet		Imperial	Metric
200x200	Cubing	60.28 ft <sup>2</sup>	5.60 m <sup>2</sup>
	Weight	2 848 lbs	1 292 kg
	Number of rows	7	
	Coverage per row	8.61 ft <sup>2</sup>	0.80 m <sup>2</sup>
	Linear coverage per row	13.12 lin. ft	4 lin. m



Unit dimensions	in	mm	Units/pallet
Height	3 <sup>15</sup> / <sub>16</sub>	100	140 units
Depth	7 <sup>7</sup> / <sub>8</sub>	200	
Length	7 <sup>7</sup> / <sub>8</sub>	200	


Specifications per pallet		Imperial	Metric
200x400	Cubing	60.28 ft <sup>2</sup>	5.60 m <sup>2</sup>
	Weight	2 848 lbs	1 292 kg
	Number of rows	7	
	Coverage per row	8.61 ft <sup>2</sup>	0.80 m <sup>2</sup>
	Linear coverage per row	Depth 6.56 lin. ft	2 lin. m
	Length	13.12 lin. ft	4 lin. m




Unit dimensions	in	mm	Units/pallet
Height	3 <sup>15</sup> / <sub>16</sub>	100	70 units
Depth	7 <sup>7</sup> / <sub>8</sub>	200	
Length	15 <sup>3</sup> / <sub>4</sub>	400	



01 | Linear pattern  
100% 200x200



02 | Linear pattern  
100% 200x400



Distributed by:

www.aspent.com (800) 869-9600


Patterns are for design inspiration only. The installer is responsible to calculate & purchase the correct amount of material.



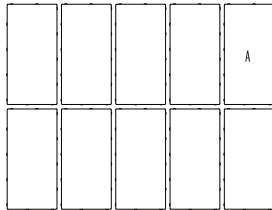
# Industria 200 Series

DESCRIPTION: Paver TEXTURE: Polished

## PALLET OVERVIEW - 200x200



## PALLET OVERVIEW - 200x400



## NOTES

See page 48 to 51 for more technical information.

All 200 series items are on order only. A minimum of 2500 ft<sup>2</sup> is required to place an order.

Specifications per pallet		Imperial	Metric
200x200	Cubing	<b>60.28 ft<sup>2</sup></b>	5.60 m <sup>2</sup>
	Weight	2 848 lbs	1 292 kg
	Number of rows	7	
	Coverage per row	8.61 ft <sup>2</sup>	0.80 m <sup>2</sup>
	Linear coverage per row	13.12 lin. ft	4 lin. m

Unit dimensions		in	mm	Units/pallet
	Height	3 7/8	98	140 units
	Depth	7 7/8	200	
	Length	7 7/8	200	

Specifications per pallet		Imperial	Metric
200x400	Cubing	<b>60.28 ft<sup>2</sup></b>	5.60 m <sup>2</sup>
	Weight	2 848 lbs	1 292 kg
	Number of rows	7	
	Coverage per row	8.61 ft <sup>2</sup>	0.80 m <sup>2</sup>
	Linear coverage per row	Depth 6.56 lin. ft Length 13.12 lin. ft	2 lin. m 4 lin. m

Unit dimensions		in	mm	Units/pallet
	Height	3 7/8	98	70 units
	Depth	7 7/8	200	
	Length	15 3/4	400	

NEW

shale grey

chestnut brown




onyx black

greyed nickel


beige cream



01 | Linear pattern  
100% 200x200



02 | Linear pattern  
100% 200x400



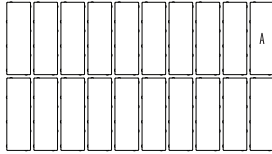
Patterns are for design inspiration only. The installer is responsible to calculate & purchase the correct amount of material.




# Industria 300 Series

DESCRIPTION: Paver TEXTURE: Smooth or Granitex


## PALLET OVERVIEW - 300x100



## PALLET OVERVIEW - 300x150



## PALLET OVERVIEW - 300x300



## NOTES

See page 48 to 51 for more technical information.

All 300 series items are on order only. A minimum of 2500 ft<sup>2</sup> is required to place an order.

**NEW**

shale grey


chestnut brown



onyx black

greyed nickel

beige creme



Specifications per pallet		Imperial	Metric
300x100	Cubing	45.21 ft <sup>2</sup>	4.20 m <sup>2</sup>
	Weight	2 145 lbs	973 kg
	Number of rows	7	
	Coverage per row	6.46 ft <sup>2</sup> /row	0.60 m <sup>2</sup>
	Linear coverage per row	Depth 19.69 lin. ft Length 6.56 lin. ft	6 lin. m 2 lin. m



Unit dimensions	in	mm	Units/pallet
Height	3 <sup>15</sup> / <sub>16</sub>	100	140 units
Depth	11 <sup>13</sup> / <sub>16</sub>	300	
Length	3 <sup>15</sup> / <sub>16</sub>	100	

Specifications per pallet		Imperial	Metric
300x150	Cubing	71.20 ft <sup>2</sup>	6.62 m <sup>2</sup>
	Weight	3 357 lbs	1 523 kg
	Number of rows	7	
	Coverage per row	10.17 ft <sup>2</sup> /row	0.95 m <sup>2</sup>
	Linear coverage per row	Depth 20.67 lin. ft Length 10.33 lin. ft	6.30 lin. m 3.15 lin. m



Unit dimensions	in	mm	Units/pallet
Height	3 <sup>15</sup> / <sub>16</sub>	100	147 units
Depth	11 <sup>13</sup> / <sub>16</sub>	300	
Length	5 <sup>7</sup> / <sub>8</sub>	150	

Specifications per pallet		Imperial	Metric
300x300	Cubing	81.38 ft <sup>2</sup>	7.56 m <sup>2</sup>
	Weight	3 832 lbs	1 738 kg
	Number of rows	7	
	Coverage per row	11.63 ft <sup>2</sup>	1.08 m <sup>2</sup>
	Linear coverage per row	11.81 lin. ft	3.60 lin. m



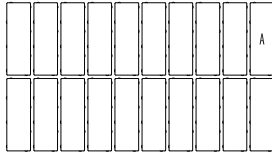
Unit dimensions	in	mm	Units/pallet
Height	3 <sup>15</sup> / <sub>16</sub>	100	84 units
Depth	11 <sup>13</sup> / <sub>16</sub>	300	
Length	11 <sup>13</sup> / <sub>16</sub>	300	




# Industria 300 Series

DESCRIPTION: Paver TEXTURE: Polished


## PALLET OVERVIEW - 300x100



## PALLET OVERVIEW - 300x150



## PALLET OVERVIEW - 300x300



## NOTES

See page 48 to 51 for more technical information.

All 300 series items are on order only. A minimum of 2500 ft<sup>2</sup> is required to place an order.

**NEW**

shale grey

chestnut brown



onyx black

greyed nickel

beige cream



### Specifications per pallet

		Imperial	Metric
300x100	Cubing	45.21 ft <sup>2</sup>	4.20 m <sup>2</sup>
	Weight	2 145 lbs	973 kg
	Number of rows	7	
	Coverage per row	6.46 ft <sup>2</sup>	0.60 m <sup>2</sup>
	Linear coverage per row	Depth 19.69 lin. ft Length 6.56 lin. ft	6 lin. m 2 lin. m



A



Unit dimensions	in	mm	Units/pallet
Height	3 7/8	98	140 units
Depth	11 13/16	300	
Length	3 15/16	100	

### Specifications per pallet

		Imperial	Metric
300x150	Cubing	71.20 ft <sup>2</sup>	6.62 m <sup>2</sup>
	Weight	3 357 lbs	1 523 kg
	Number of rows	7	
	Coverage per row	10.17 ft <sup>2</sup>	0.95 m <sup>2</sup>
	Linear coverage per row	Depth 20.67 lin. ft Length 10.33 lin. ft	6.30 lin. m 3.15 lin. m



A




Unit dimensions	in	mm	Units/pallet
Height	3 7/8	98	147 units
Depth	11 13/16	300	
Length	5 7/8	150	

### Specifications per pallet

		Imperial	Metric
300x300	Cubing	81.38 ft <sup>2</sup>	7.56 m <sup>2</sup>
	Weight	3 832 lbs	1 738 kg
	Number of rows	7	
	Coverage per row	11.63 ft <sup>2</sup>	1.08 m <sup>2</sup>
	Linear coverage per row	11.81 lin. ft	3.60 lin. m



A



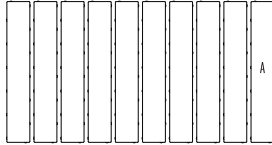
Unit dimensions	in	mm	Units/pallet
Height	3 7/8	98	84 units
Depth	11 13/16	300	
Length	11 13/16	300	



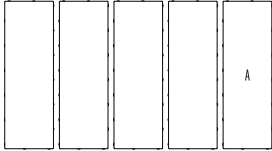
# Industria 600 Series

DESCRIPTION: Paver TEXTURE: Smooth or Granitex

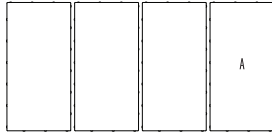
## PALLET OVERVIEW - 600x100



## PALLET OVERVIEW - 600x200



## PALLET OVERVIEW - 600x300



## NOTES

See page 48 to 51 for more technical information.

All 600 series items are on order only except for the following:  
**600x100 in Greyed Nickel & Onyx Black**  
**600x300 in Greyed Nickel & Onyx Black**  
 A minimum of 2500 ft<sup>2</sup> is required to place an order.

**NEW**

shale grey      chestnut brown



onyx black      greyed nickel      beige creme



Specifications per pallet		Imperial	Metric
600x100	Cubing	<b>45.21 ft<sup>2</sup></b>	4.20 m <sup>2</sup>
	Weight	2 145 lbs	973 kg
	Number of rows	7	
	Coverage per row	6.46 ft <sup>2</sup>	0.60 m <sup>2</sup>
	Linear coverage per row	Depth 19.69 lin. ft Length 3.28 lin. ft	6 lin. m 1 lin. m

Unit dimensions		in	mm	Units/pallet
	Height	3 <sup>15</sup> / <sub>16</sub>	100	70 units
	Depth	23 <sup>5</sup> / <sub>8</sub>	600	
	Length	3 <sup>15</sup> / <sub>16</sub>	100	

Specifications per pallet		Imperial	Metric
600x200	Cubing	<b>45.21 ft<sup>2</sup></b>	4.20 m <sup>2</sup>
	Weight	2 145 lbs	973 kg
	Number of rows	7	
	Coverage per row	6.46 ft <sup>2</sup>	0.60 m <sup>2</sup>
	Linear coverage per row	Depth 9.84 lin. ft Length 3.28 lin. ft	3 lin. m 1 lin. m

Unit dimensions		in	mm	Units/pallet
	Height	3 <sup>15</sup> / <sub>16</sub>	100	35 units
	Depth	23 <sup>5</sup> / <sub>8</sub>	600	
	Length	7 <sup>7</sup> / <sub>8</sub>	200	

Specifications per pallet		Imperial	Metric
600x300	Cubing	<b>54.25 ft<sup>2</sup></b>	5.04 m <sup>2</sup>
	Weight	2 567 lbs	1 164 kg
	Number of rows	7	
	Coverage per row	7.75 ft <sup>2</sup>	0.72 m <sup>2</sup>
	Linear coverage per row	Depth 7.87 lin. ft Length 3.94 lin. ft	2.40 lin. m 1.20 lin. m

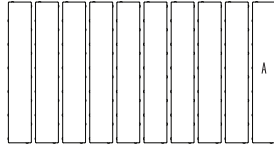
Unit dimensions		in	mm	Units/pallet
	Height	3 <sup>15</sup> / <sub>16</sub>	100	28 units
	Depth	23 <sup>5</sup> / <sub>8</sub>	600	
	Length	11 <sup>13</sup> / <sub>16</sub>	300	



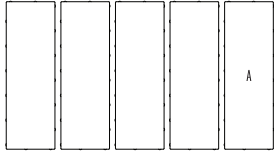
# Industria 600 Series

DESCRIPTION: Paver TEXTURE: Polished


## PALLET OVERVIEW - 600x100



## PALLET OVERVIEW - 600x200



## PALLET OVERVIEW - 600x300



## NOTES

See page 48 to 51 for more technical information.

All 600 series items are on order only except for the following:  
**600x100 in Greyed Nickel & Onyx Black**  
**600x300 in Greyed Nickel & Onyx Black**  
 A minimum of 2500 ft<sup>2</sup> is required to place an order.

**NEW**

shale grey      chestnut brown



onyx black      greyed nickel      beige cream



Specifications per pallet		Imperial	Metric
600x100	Cubing	<b>45.21 ft<sup>2</sup></b>	4.20 m <sup>2</sup>
	Weight	2 145 lbs	973 kg
	Number of rows	7	
	Coverage per row	6.46 ft <sup>2</sup>	0.60 m <sup>2</sup>
	Linear coverage per row	Depth 19.69 lin. ft Length 3.28 lin. ft	6 lin. m 1 lin. m

Unit dimensions		in	mm	Units/pallet
	Height	3 <sup>7</sup> / <sub>8</sub>	98	70 units
	Depth	23 <sup>5</sup> / <sub>8</sub>	600	
	Length	3 <sup>15</sup> / <sub>16</sub>	100	

Specifications per pallet		Imperial	Metric
600x200	Cubing	<b>45.21 ft<sup>2</sup></b>	4.20 m <sup>2</sup>
	Weight	2 145 lbs	973 kg
	Number of rows	7	
	Coverage per row	6.46 ft <sup>2</sup>	0.60 m <sup>2</sup>
	Linear coverage per row	Depth 9.84 lin. ft Length 3.28 lin. ft	3 lin. m 1 lin. m

Unit dimensions		in	mm	Units/pallet
	Height	3 <sup>7</sup> / <sub>8</sub>	98	35 units
	Depth	23 <sup>5</sup> / <sub>8</sub>	600	
	Length	7 <sup>7</sup> / <sub>8</sub>	200	

Specifications per pallet		Imperial	Metric
600x300	Cubing	<b>54.25 ft<sup>2</sup></b>	5.04 m <sup>2</sup>
	Weight	2 567 lbs	1 164 kg
	Number of rows	7	
	Coverage per row	7.75 ft <sup>2</sup>	0.72 m <sup>2</sup>
	Linear coverage per row	Depth 7.87 lin. ft Length 3.94 lin. ft	2.40 lin. m 1.20 lin. m

Unit dimensions		in	mm	Units/pallet
	Height	3 <sup>7</sup> / <sub>8</sub>	98	28 units
	Depth	23 <sup>5</sup> / <sub>8</sub>	600	
	Length	11 <sup>13</sup> / <sub>16</sub>	300	



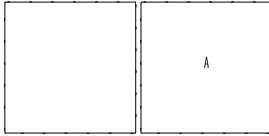
# Industria 600 Series

**DESCRIPTION:** Paver and Slab **TEXTURE:** Smooth or Granitex

## PALLET OVERVIEW - 100×600×600 PAVER



## PALLET OVERVIEW - 60×600×600 SLAB



## NOTES

### 100×600×600 PAVER:

See page 48 to 51 for more technical information.

### 60×600×600 SLAB:

See page 48 to 51 for more technical information.

All 600 series items are on order only except for the following:

**600x100 in Greyed Nickel & Onyx Black**  
**600x300 in Greyed Nickel & Onyx Black**

A minimum of 2500 ft<sup>2</sup> is required to place an order.

**NEW**

shale grey      chestnut brown



onyx black      greyed nickel      beige creme



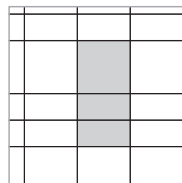
Specifications per pallet		Imperial	Metric
PAVER 100×600×600	Cubing	54.25 ft <sup>2</sup>	5.04 m <sup>2</sup>
	Weight	2 567 lbs	1 164 kg
	Number of rows	7	
	Coverage per row	7.75 ft <sup>2</sup>	0.72 m <sup>2</sup>
	Linear coverage per row	3.94 lin. ft	1.20 lin. m

Unit dimensions		in	mm	Units/pallet
	Height	3 <sup>15</sup> / <sub>16</sub>	100	14 units
	Depth	23 <sup>5</sup> / <sub>8</sub>	600	
	Length	23 <sup>5</sup> / <sub>8</sub>	600	

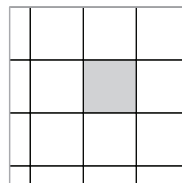
Specifications per pallet		Imperial	Metric
SLAB 60×600×600	Cubing	54.25 ft <sup>2</sup>	5.04 m <sup>2</sup>
	Weight	1 555 lbs	705 kg
	Number of rows	7	
	Coverage per row	7.75 ft <sup>2</sup>	0.72 m <sup>2</sup>
	Linear coverage per row	3.94 lin. ft	1.20 lin. m

Unit dimensions		in	mm	Units/pallet
	Height	2 <sup>3</sup> / <sub>8</sub>	60	14 units
	Depth	23 <sup>5</sup> / <sub>8</sub>	600	
	Length	23 <sup>5</sup> / <sub>8</sub>	600	

**01 | Linear pattern**  
 50% 600×300 | 50% 600×300



**02 | Linear pattern**  
 100% - 600×600



Patterns are for design inspiration only. The installer is responsible to calculate & purchase the correct amount of material.



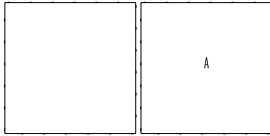
# Industria 600 Series

DESCRIPTION: Paver and Slab TEXTURE: Polished

## PALLET OVERVIEW - 100x600x600 PAVER



## PALLET OVERVIEW - 60x600x600 SLAB



## NOTES

### 100x600x600 PAVER:

See page 48 to 51 for more technical information.

### 60x600x600 SLAB:

See page 48 to 51 for more technical information.

All 600 series items are on order only except for the following:

**600x100 in Greyed Nickel & Onyx Black**  
**600x300 in Greyed Nickel & Onyx Black**

A minimum of 2500 ft<sup>2</sup> is required to place an order.

Specifications per pallet		Imperial	Metric
PAVER 100x600x600	Cubing	54.25 ft <sup>2</sup>	5.04 m <sup>2</sup>
	Weight	2 567 lbs	1 164 kg
	Number of rows	7	
	Coverage per row	7.75 ft <sup>2</sup>	0.72 m <sup>2</sup>
	Linear coverage per row	3.94 lin. ft	1.20 lin. m

Unit dimensions		in	mm	Units/pallet
	Height	3 7/8	98	14 units
	Depth	23 5/8	600	
	Length	23 5/8	600	

Specifications per pallet		Imperial	Metric
SLAB 60x600x600	Cubing	54.25 ft <sup>2</sup>	5.04 m <sup>2</sup>
	Weight	1 555 lbs	705 kg
	Number of rows	7	
	Coverage per row	7.75 ft <sup>2</sup>	0.72 m <sup>2</sup>
	Linear coverage per row	3.94 lin. ft	1.20 lin. m

Unit dimensions		in	mm	Units/pallet
	Height	2 5/16	58	14 units
	Depth	23 5/8	600	
	Length	23 5/8	600	

NEW

shale grey

chestnut brown




onyx black

greyed nickel

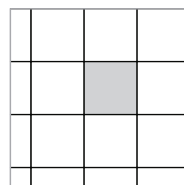
beige cream



01 | Linear pattern  
 50% 600x300 | 50%  
 600x300



02 | Linear pattern  
 100% - 600x600



Patterns are for design inspiration only. The installer is responsible to calculate & purchase the correct amount of material.