

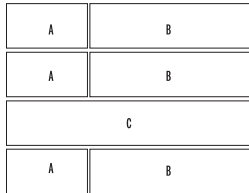


Stonedge
COLLECTION

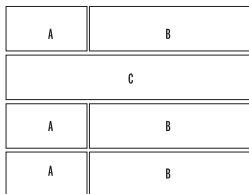
Röcka

DESCRIPTION: Wall & edge double-sided **TEXTURE:** Natural stone (Fossil stone)

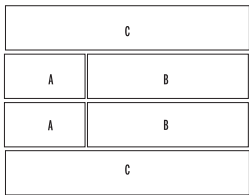
PALLET OVERVIEW - ROW 1



PALLET OVERVIEW - ROW 2



PALLET OVERVIEW - ROW 3



WALLS & PILLARS

| Specifications per pallet | Imperial | Metric |
|---------------------------|-------------------------------|---------------------|
| Cubing | 19.88 ft ² | 1.85 m ² |
| Weight | 1 860 lbs | 844 kg |
| Number of rows | 3 | |
| Coverage per row | 6.63 ft ² | 0.62 m ² |
| Coverage per unit | A 0.55 ft ² | 0.05 m ² |
| | B 1.10 ft ² | 0.10 m ² |
| | B 1.66 ft ² | 0.15 m ² |



| Unit dimensions | in | mm | Units/pallet |
|-----------------|--------|-----|--------------|
| A Height | 6 | 152 | 8 units |
| Depth 1 | 7 3/4 | 197 | |
| Depth 2 | 8 | 203 | |
| Length | 13 1/4 | 337 | |



B



| | | | |
|---------|--------|-----|---------|
| Height | 6 | 152 | 8 units |
| Depth 1 | 7 3/4 | 197 | |
| Depth 2 | 8 | 203 | |
| Length | 26 1/2 | 673 | |

C



| | | | |
|---------|--------|-------|---------|
| Height | 6 | 152 | 4 units |
| Depth 1 | 7 3/4 | 197 | |
| Depth 2 | 8 | 203 | |
| Length | 39 3/4 | 1 010 | |

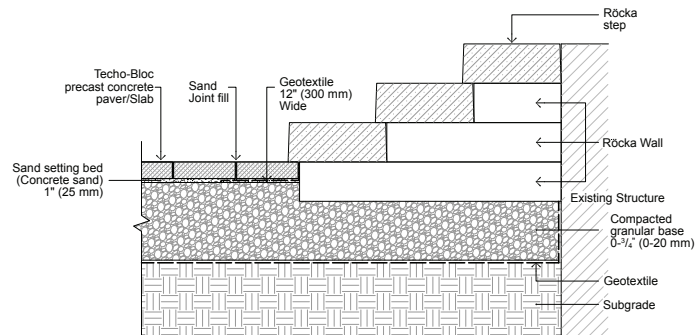


NOTES

* For an authentic look, each color option is composed of a variety of darker & lighter tones. Natural ingredients such as granite are present within the recipe to allow for a range in tones, veining and textures from one stone to another.

See page 97 to 118 for more technical information.

The dimensional tolerance for Stonedge wet cast retaining wall units is: $\pm 3/16"$ (5 mm) for height and $\pm 1/2"$ (13 mm) for length and width. During the installation, the level between adjacent wall units will vary (usually more than for a dry cast wall unit) in order to obtain a more realistic appearance of a natural stone wall.



TONE DISTRIBUTION MEDIUM

Distributed by:

ASIP
ENTERPRISES

www.aspent.com (800) 869-9600

01 | Linear pattern

