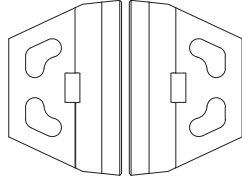




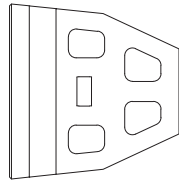
SKYSCRAPER

DESCRIPTION: Wall TEXTURE: Smooth

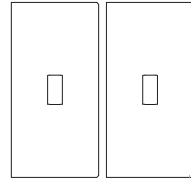
PALLET OVERVIEW - TOP UNIT



PALLET OVERVIEW - MIDDLE UNIT



PALLET OVERVIEW - CORNER UNIT



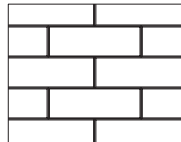
COMPATIBLE CAPS

See page 97 for product compatibility.

NOTES

See page 93 to 115 for more technical information.

01 | Linear pattern



Patterns are for design inspiration only. The installer is responsible to calculate & purchase the correct amount of material. Visit our website for more patterns.

shale grey

chestnut brown



Specifications per pallet

	Imperial	Metric	
TOP UNIT	Cubing	12.00 ft²	1.11 m ²
		12.00 lin ft	3.66 lin m
	Weight	2 225 lbs	1009 kg
	Number of rows	2	
	Coverage per row	6.00 ft ²	0.56 m ²
	Linear coverage per row	6.00 lin ft	1.83 lin m



Unit dimensions	in	mm	Units/pallet
Height	12	305	4
Depth	23 1/4	590	
Length 1	36	914	
Length 2	20 3/16	513	

Specifications per pallet

	Imperial	Metric	
MIDDLE UNIT	Cubing	6.00 ft²	0.56 m ²
		6.00 lin ft	1.83 lin m
	Weight	1 641 lbs	744 kg
	Number of rows	2	
	Coverage per row	3.00 ft ²	0.28 m ²
	Linear coverage per row	3.00 lin ft	0.91 lin m



Unit dimensions	in	mm	Units/pallet
Height	12	305	2
Depth	34 7/8	886	
Length 1	36	914	
Length 2	17 1/2	444	

Specifications per pallet

	Imperial	Metric	
CORNER UNIT	Cubing	4 units	4 units
	Weight	2 614 lbs	1186 kg
	Number of rows	2	



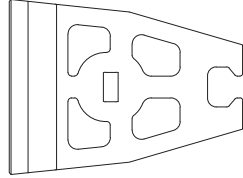
Unit dimensions	in	mm	Units/pallet
Height	12	305	4
Depth	18	457	
Length	36	914	



SKYSCRAPER

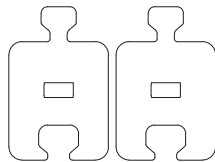
DESCRIPTION: Wall TEXTURE: Smooth

PALLET OVERVIEW - BASE UNIT



Specifications per pallet		Imperial	Metric
BASE UNIT	Cubing	6.00 ft ²	0.56 m ²
		6.00 lin ft	1.83 lin m
	Weight	2 046 lbs	928 kg
	Number of rows	2	
	Coverage per row	3.00 ft ²	0.28 m ²
	Linear coverage per row	3.00 lin ft	0.91 lin m

PALLET OVERVIEW - EXTENDER UNIT



Unit dimensions		in	mm	Units/pallet
	Height	12	305	2
	Depth	48 1/16	1220	
	Length 1	36	914	
	Length 2	17 5/16	440	

Specifications per pallet		Imperial	Metric
EXTENDER UNIT	Cubing	4 units	4 units
	Weight	1 939 lbs	880 kg
	Number of rows	2	

Unit dimensions		in	mm	Units/pallet
	Height	12	305	4
	Depth	24 3/8	619	
	Length 2	20 1/2	520	



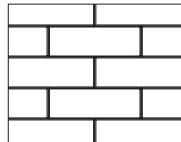
COMPATIBLE CAPS

See page 97 for product compatibility.

NOTES

See page 93 to 115 for more technical information.

01 | Linear pattern



Patterns are for design inspiration only. The installer is responsible to calculate & purchase the correct amount of material. Visit our website for more patterns.

shale grey

chestnut brown



Distributed by:



www.aspent.com

(800) 869-9600