




Stonedge
COLLECTION

NEW

Travertina Raw

DESCRIPTION : Slab **TEXTURE :** Brushed Travertine

PALLET OVERVIEW - 20"x20" AND 20"x10"



NOTES

Palletized upright.

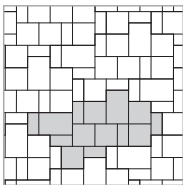
* For an authentic look, each color option is composed of a variety of darker & lighter tones. Natural ingredients such as granite are present within the recipe to allow for a range in tones, veining and textures from one stone to another.

See page 21 to 24 for more technical information.

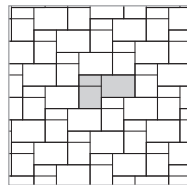
| Specifications per pallet | | Imperial | Metric | |
|---------------------------|-------------------|-----------------------------|----------------------|---------------------|
| 20"x20" - 20"x10" | Cubing | 70.83 ft² | 6.58 m ² | |
| | Weight | 1 863 lbs | 845 kg | |
| | Number of rows | 1 | | |
| | Coverage per unit | A | 1.39 ft ² | 0.13 m ² |
| | | B | 2.78 ft ² | 0.26 m ² |
| Linear coverage per row | | 42.5 lin. ft | 12.95 lin. m | |

| Unit dimensions | in | mm | Units /pallet |
|-----------------|--------|-------|---------------|
| A | Height | 2 1/4 | 57 |
| | Depth | 20 | 508 |
| | Length | 10 | 254 |
| B | Height | 2 1/4 | 57 |
| | Depth | 20 | 508 |
| | Length | 20 | 508 |

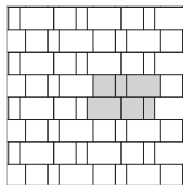
01 | Modular pattern
25% - 20"x30" | 75% -
20"x20" & 20"x10"



02 | Modified Herringbone pattern, 50% - 20"x30" | 50% - 20"x20" & 20"x10"



03 | Linear pattern
50% - 20"x30" | 50% -
20"x20" & 20"x10"




Patterns are for design inspiration only. The installer is responsible to calculate & purchase the correct amount of material.

riviera

rock garden brown

ivory



■ ■ ■ TONE
■ ■ ■ DISTRIBUTION
■ ■ ■ HIGH

Distributed by:

ASIP
ENTERPRISES

www.aspent.com

(800) 869-9600



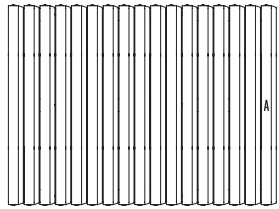
NEW

Travertina Raw


DESCRIPTION: Slab TEXTURE: Brushed Travertine

SLABS

PALLET OVERVIEW - 20"×30"



PALLET OVERVIEW - 30"×30"



NOTES

Palletized upright.
 * For an authentic look, each color option is composed of a variety of darker & lighter tones. Natural ingredients such as granite are present within the recipe to allow for a range in tones, veining and textures from one stone to another.

See page 21 to 24 for more technical information.

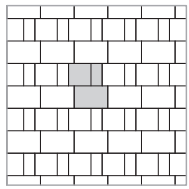
| Specifications per pallet | | Imperial | Metric |
|---------------------------|-------------------------|---|-----------------------------|
| 20"×30" | Cubing | 70.83 ft ² | 6.58 m ² |
| | Weight | 1 830 lbs | 830 kg |
| | Number of rows | 1 | |
| | Coverage per units | 4.17 ft ² | 0.39 m ² |
| | Linear coverage per row | Depth 28.3 lin. ft Length 42.5 lin. ft | 8.64 lin. m 12.95 lin. m |

| Unit dimensions | | in | mm | Units/pallet |
|-----------------|--------|-------|-----|--------------|
| | Height | 2 1/4 | 57 | 17 units |
| | Depth | 20 | 508 | |
| | Length | 30 | 762 | |

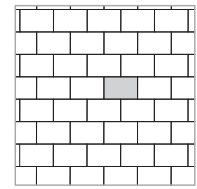
| Specifications per pallet | | Imperial | Metric |
|---------------------------|-------------------------|------------------------|---------------------|
| 30"×30" | Cubing | 106.25 ft ² | 9.87 m ² |
| | Weight | 2 782 lbs | 1 262 kg |
| | Number of rows | 1 | |
| | Coverage per units | 6.25 ft ² | 0.58 m ² |
| | Linear coverage per row | 42.5 lin. ft | 12.95 lin. m |

| Unit dimensions | | in | mm | Units/pallet |
|-----------------|--------|-------|-----|--------------|
| | Height | 2 1/4 | 57 | 17 units |
| | Depth | 30 | 762 | |
| | Length | 30 | 762 | |

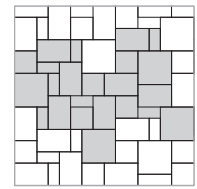
05 | Linear pattern
 50% - 20"×30" | 50% - 20"×20" & 20"×10"



06 | Linear pattern
 100% - 20"×30"



07 | Modular pattern
 33% - 30"×30" | 38% - 20"×30" | 29% - 20"×20" & 20"×10"



Patterns are for design inspiration only. The installer is responsible to calculate & purchase the correct amount of material.

